



Tuya IM



——Product Introduction



Background :

Tuya has launched IM tools to provide the efficient and timely communication with our customers, It can be more convenient and quick to realize the one to one communication with the customer during a group chatting.



Production



[PC-iot.tuya.com](https://pc-iot.tuya.com)



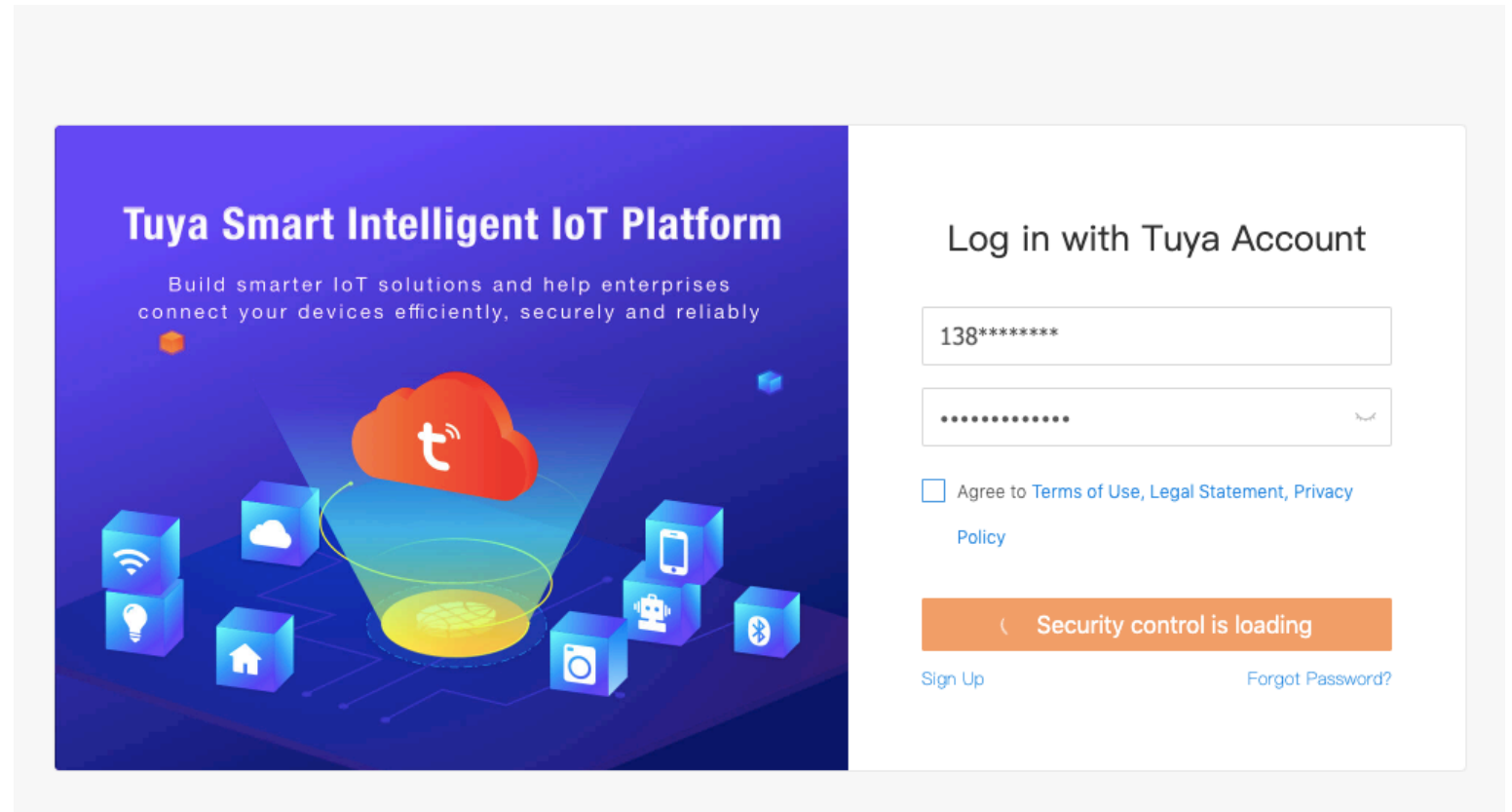
Mobile access- Tuya Developer App

You can access Tuya Iot platform with below link.

<https://iot.tuya.com>

Login your Iot account (See the right picture)

(If you don't have tuya iot account yet, please click "sign up" to register an account and login.)



Please contact your BD if there is no alarm button here.



Dashboard

Bulletin: Problem Set of iOS 13 Update (Updated on: 10/14/2019)

2019-10-14 | More

Join the Interconnected World of AI+IoT with "Powered by Tuya" [Apply](#)

Easy Access to Get Your Smart Product

[Create](#)

App Service

Make, operate, maintain, and add value to your app.

[Go](#)

Sample Store

Smart Products [All products](#)

1234 [Developing](#)

SoC Socket

Product ID: udkobtv7urtbk42c
Created: 2019-08-27
Last updated: 2019-08-27

2 [Developing](#)



SoC Socket

Product ID: guzfb9ot6emqg2ev
Created: 2019-07-02

Did You Have Any Problem During Development?

Submit the following questions here. Tuya's professional service teams will answer your questions soon.

- UI panel customization
- Embedded program
- Hardware development
- App development
- Cloud API docking





Website after logging in



tuya.com

Download

Time zone: GMT+8

Language: English



Fighting baizi!
Product

Talk

Profile

Test Group [群提示消息] 22:11

涂鸦六谷 dddd 11/1

Test Group

涂鸦六谷 @Tuya
已已i

六谷iot
发发发

涂鸦六谷 @Tuya
@园子

Dialog list

Start the chat and view history , you can click right button to delete chat.

Top operation area

Overview QRcode of "Tuya developer" APP, change time zone and language.

Left menu

Set personal information (photo, name, job function) , log out, changing chat website.

group notice
群公告测试demo哈哈灌灌灌灌
jhjjjjjjjj爱豆世纪来发角度来看甲方
垃圾费拉的时间里咖啡机ADSL开放
及 asdkjhfkafkadmklfjalkjf哈迪斯客户
方卡就废了两地分吐我哦哦特

- Group member: 32
- 涂鸦六谷 @Tuya (Group owner)
 - 赵亚贤
 - 高月 @Tuya
 - 溯阳A @Tuya
 - 园子 @Tuya
 - 库里 @Tuya
 - 赵立新-IoT
 - 绿箭 @Tuya
 - 小凤姐
 - Jinlongyu
 - 章的邮箱...

Pressa Enter to send, Press Ctrl+Enter for line feed send

Download Time zone: GMT+

Tuya Developer App makes communication
faster and easier




Scan the QR code to download

Or enter <https://smartapp.tuya.com/developer> in your
browser to download

iPhone users can also search for "Tuya Developer" in
the App Store to download

You can click "download APP" on the chatting window,
and scan the QR code as left. (Android/iOS)

Please see the below icon of English App version:





Change personal information

Powered by



Intelligence
Inside

 Edit



Fighting baizi!

Product

 Talk

 Profile

Profile



Account : 7072352471

Nick name : Fighting baizi!

Post function : Product

Logout

Click "edit" button to enter the above page, you can change your personal photo (click the photo), name, job function and submit to save the the configuration.

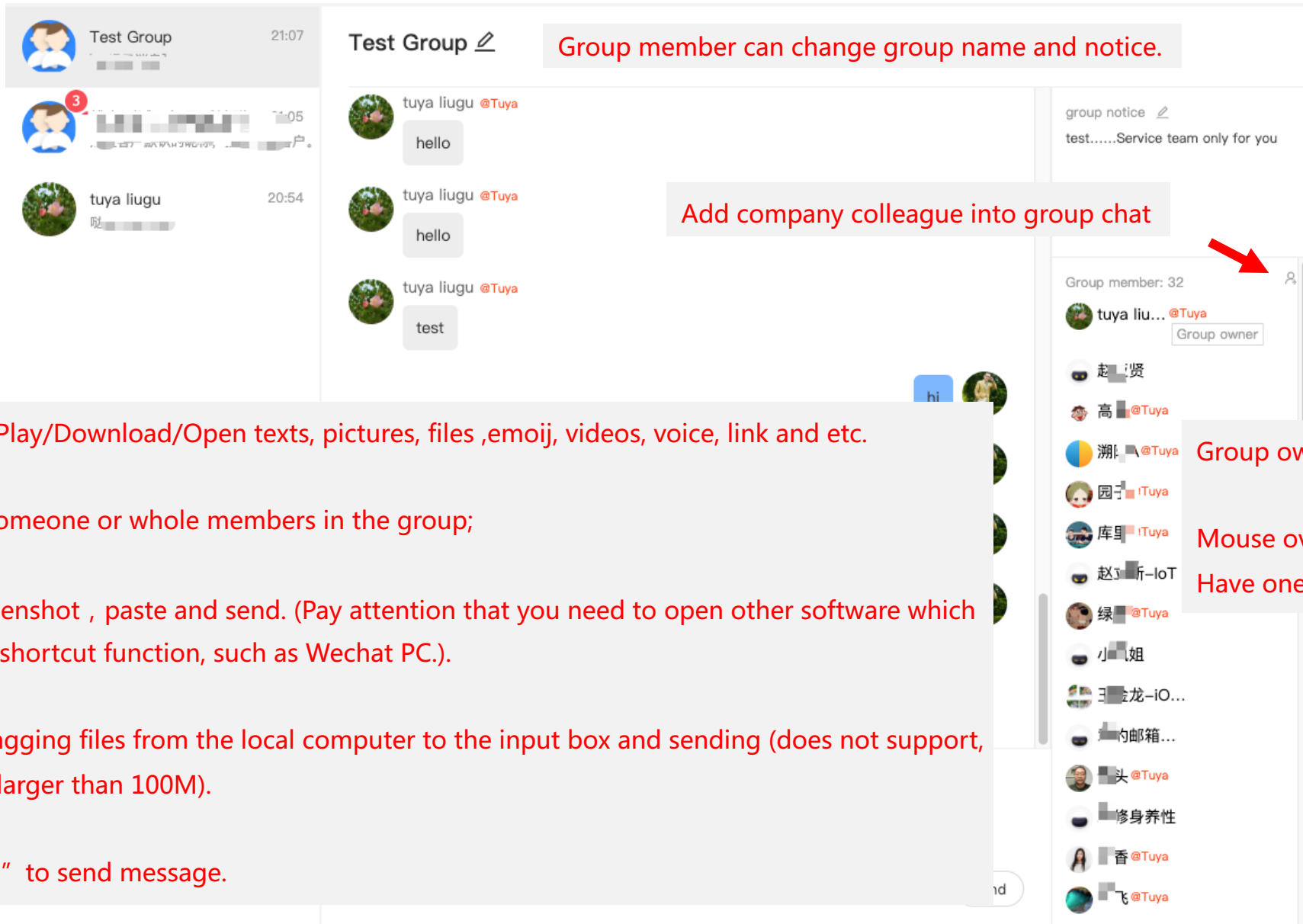
The screenshot shows a chat window with a sidebar on the left and a main chat area on the right. The sidebar lists three items: 'tuya liugu' with a timestamp of 21:11, 'Test Group' with a timestamp of 21:07, and another 'tuya liugu' entry with a timestamp of 21:05 and a red notification bubble containing the number '3'. The main chat area is titled 'tuya liugu @TuyaOT test' and contains a series of messages: 'test', 'test', 'test', 'hi', 'hi', 'hi', 'hi', 'hello', and 'test'. At the bottom of the chat area, there is a blue bubble containing 'hi' and a profile picture. Below the chat area are icons for image, file, and emoji. At the very bottom, there is a text prompt: 'Pressa Enter to send, Press Ctrl+Enter for line feed' and a 'send' button.

Send /overview text, pictures, files ,emoij, videos, voice, link and etc.

Support screenshot , paste and send. (Pay attention that you need to open other software which can support shortcut function, such as Wechat PC.).

Supports dragging files from the local computer to the input box and sending (does not support, files are not larger than 20M).

Click "Enter" to send message.



Add company colleague into group chat

Send /View/Play/Download/Open texts, pictures, files ,emoj, videos, voice, link and etc.

You can @ someone or whole members in the group;

Support screenshot , paste and send. (Pay attention that you need to open other software which can support shortcut function, such as Wechat PC.).

Supports dragging files from the local computer to the input box and sending (does not support, files are not larger than 100M).

Click "Enter" to send message.

Group owner and tuyaer are signed.

Mouse over to view member business cards,
Have one-to-one communication



Group chat - add members



Add group members



Add Non-Friend Accounts

Please input tuya Iot account to search the corresponding member which shown as right picture.

1 contacts selected

86-13863860702

Click " Ok to add the member to your group directly without authorization by the account owner.



liugulOT

liugu

Talk

Profile

test group [群提示消息] 20:25

tuya liugu [文件] yesterday

test group ✎






Group Notice
test test test test test test test test test test
test test
@all

tuya liugu @Tuya
hi

tuya liugu @Tuya
hi

Group members: 9009944515 moved out of the group by tuya liugu

Group Notice ✎
test test test test test test test test
test test test test test

Group Member: 3  
 tuya liugu @Tuya Group Owner
 6121458539
 liugulOT


Click this QR code icon to view the group QR code



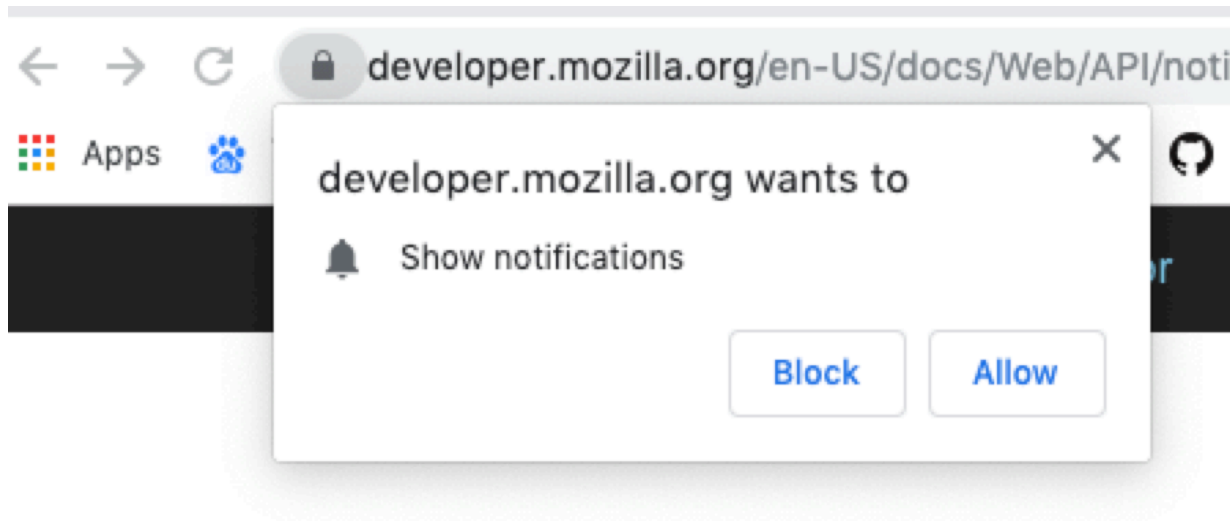
Pressa Enter to send, Press Ctrl+Enter for line feed

The screenshot shows a group chat interface with a modal window titled "Group Qrcode Share". The modal displays the group name "test group" and a large QR code. Below the QR code, there is a blue text instruction: "Identify QR codes into groups with apps like 'Tuya Developer'". A red arrow points from this text to the QR code. The background shows a chat list with "test group" and "tuya liugu", and a chat area with a "Group Notice" and a list of group members including "tuya liugu @Tuya Group Owner", "6121458539", and "liugulOT".

Copy or screenshot the QR code to others, and others can directly enter the group by scanning the code in the Tuya Developer app, Or enter the group directly after login / register by identifying the QR code with other APPs



You will receive the message when you open the browser.
(Suggest to use Chrome browser)



You can block or allow the message notification on browser as left picture.



Production



PC-iot.tuya.com



Mobile access- Tuya Developer App


1.Scan the QR code on Iot platform:



2.use <https://smartapp.tuya.com/developer> to download;

3.iPhone users can also search for "Tuya Developer" in the App Store to download.

Please see the App icon as below:

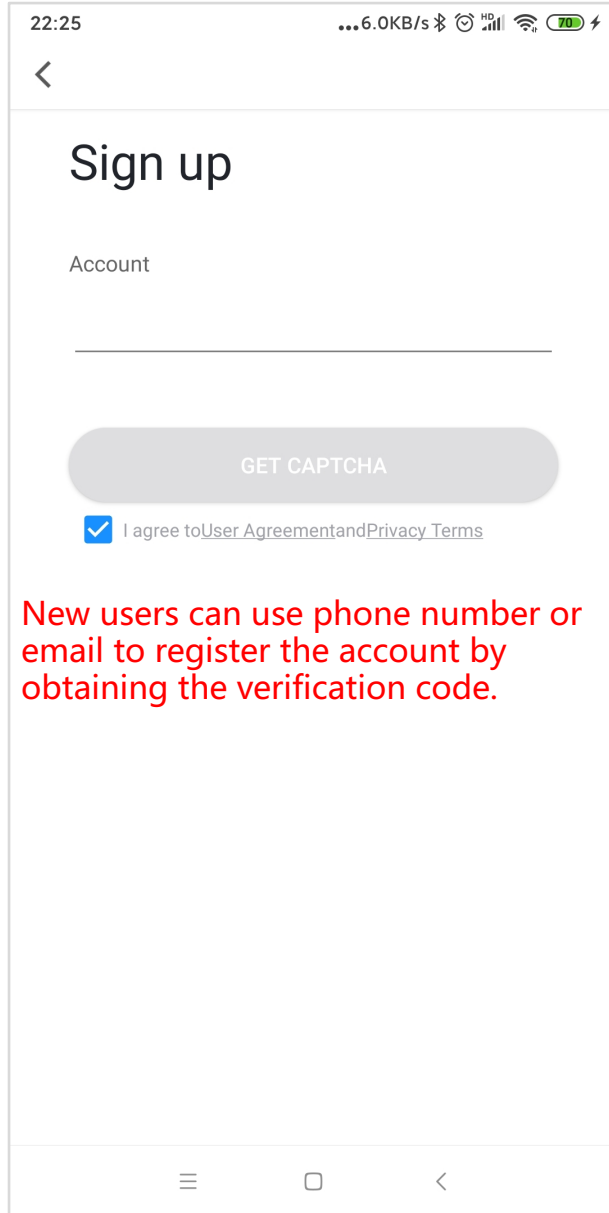
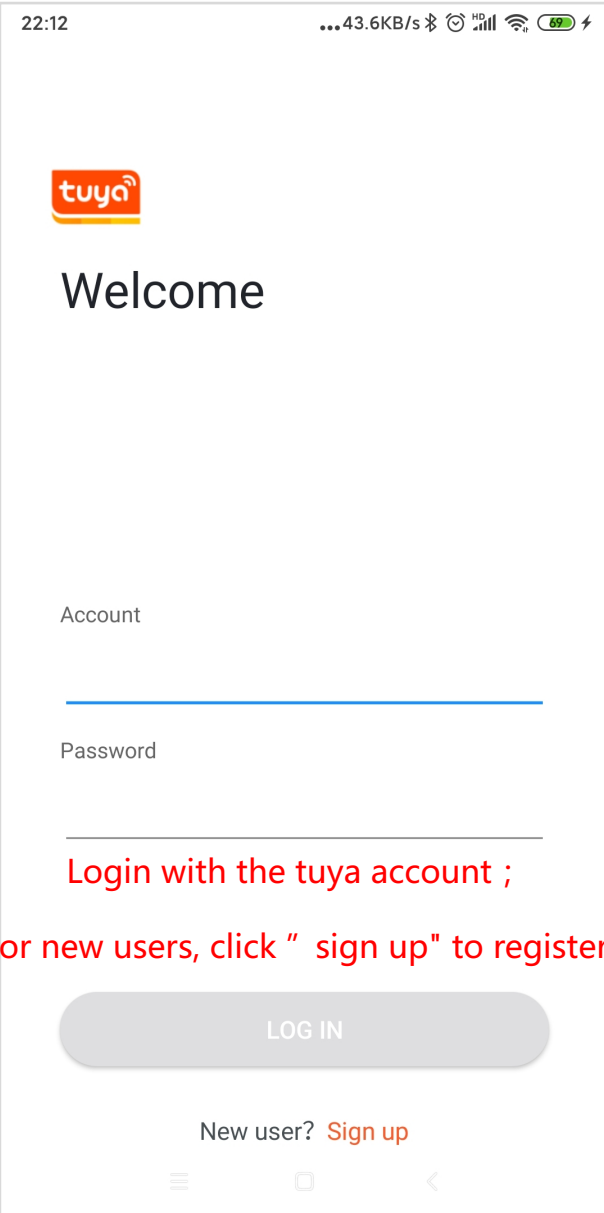


Note:

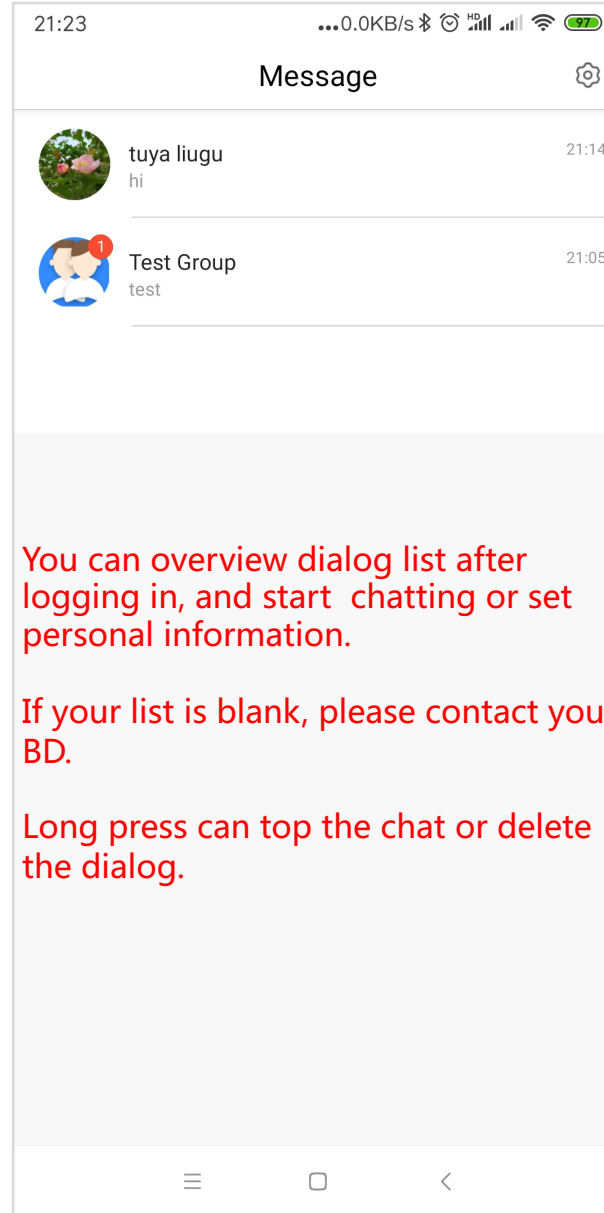
1. "Tuya Developer APP-" is available on the App Store. Please delete the old app version of Tuya developer and use the left methods to download the new one.
2. Please delete the old app version when there is crash issue on Android version.
3. The download method on the left is permanent. You can update each version by using left methods.



Login&dialog list&settings



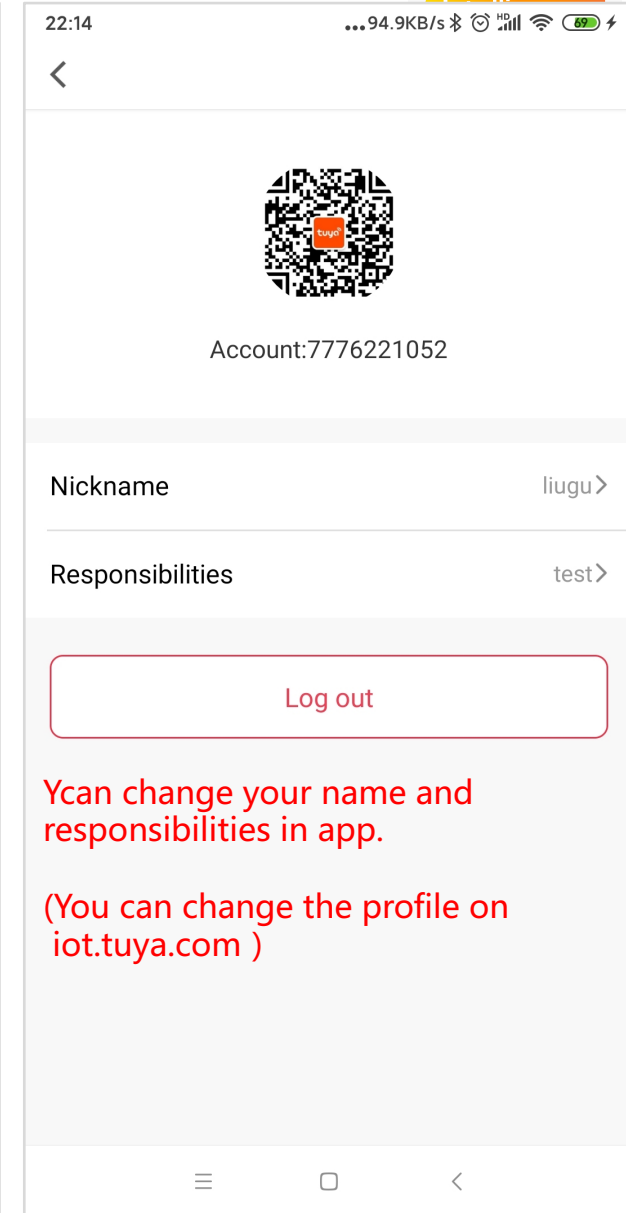
New users can use phone number or email to register the account by obtaining the verification code.



You can overview dialog list after logging in, and start chatting or set personal information.

If your list is blank, please contact your BD.

Long press can top the chat or delete the dialog.

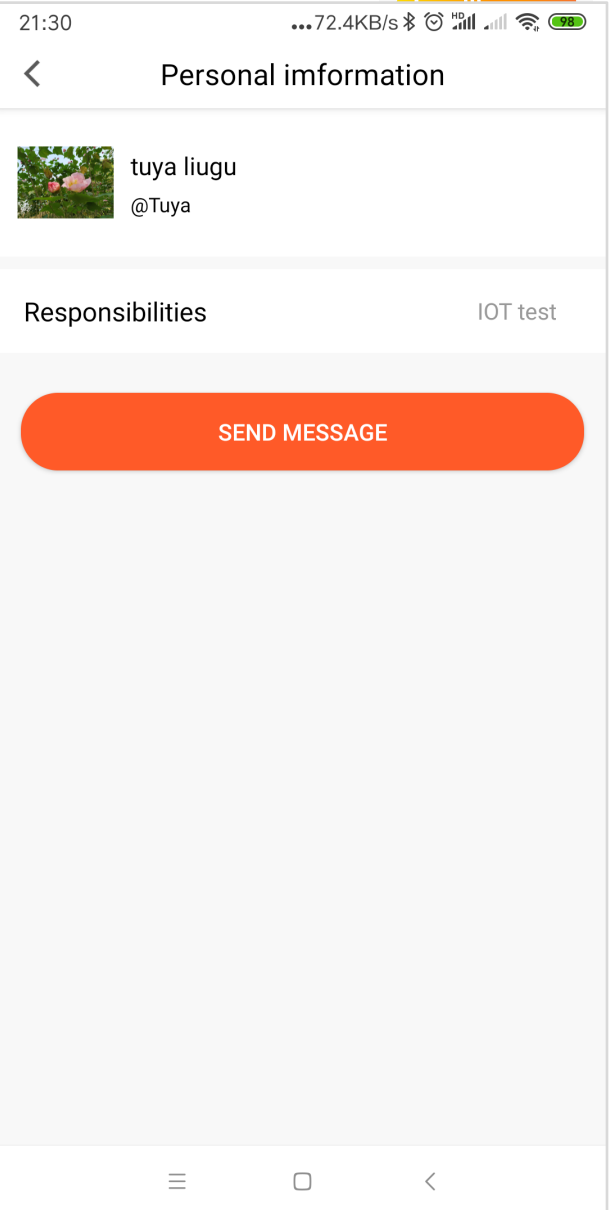
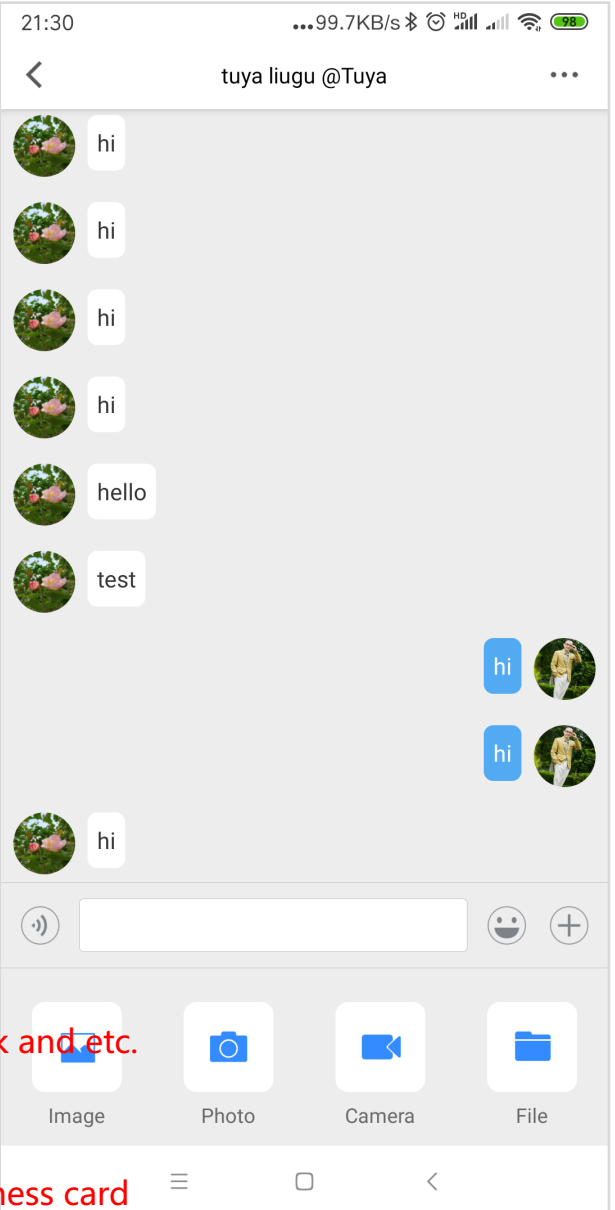
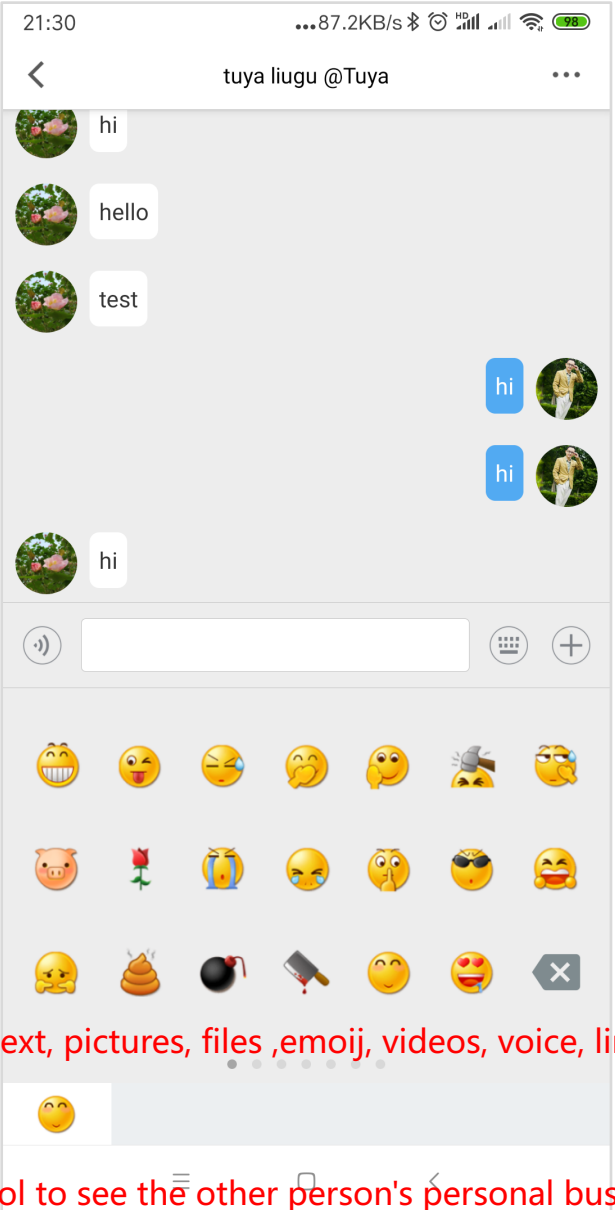
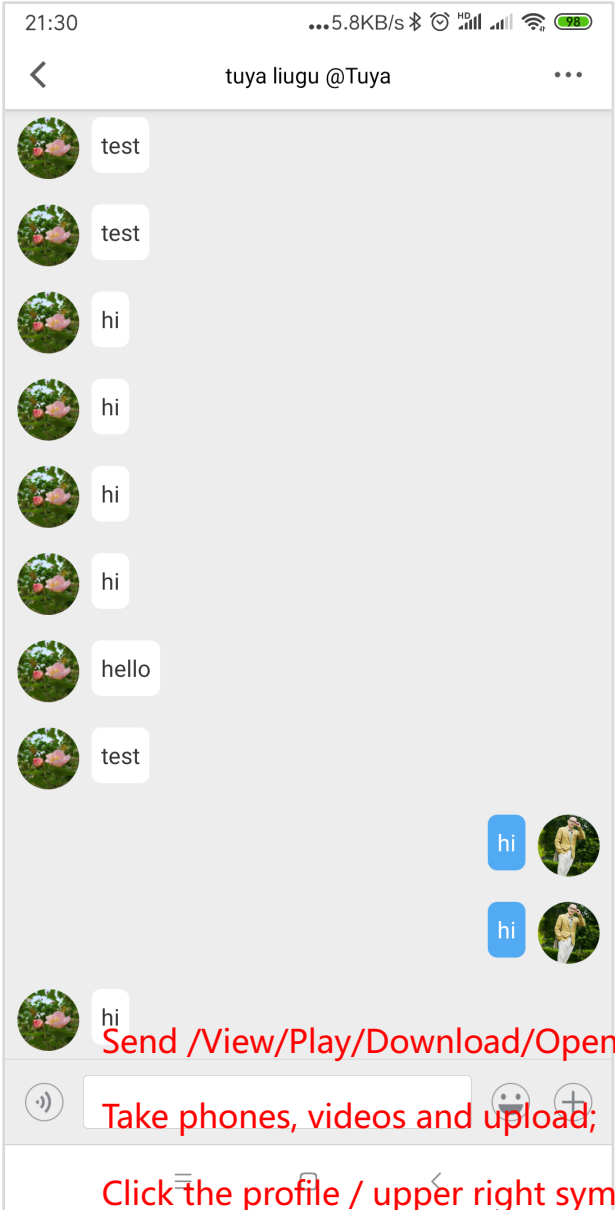


You can change your name and responsibilities in app.

(You can change the profile on iot.tuya.com)

For new users, click " sign up" to register

Login with the tuya account ;



Send /View/Play/Download/Open text, pictures, files ,emoij, videos, voice, link and etc.

Take phones, videos and upload;

Click the profile / upper right symbol to see the other person's personal business card

21:30 ...0.0KB/s

Test Group(32)

hello

tuya liugu @Tuya

hello

tuya liugu @Tuya

hello

tuya liugu @Tuya

test

hi

hi

tset

test

六谷iot修改群公告"test....."

六谷iot修改群公告"test... Service team is for you"

@ somebody or All;

Take phones, videos and upload;

22:16 ...87.3KB/s

Group member(46)

乾启_Androi... 库里 溯阳 赵亚 章修身养性

幸村 高月 王金龙-iOS开... liugu 章的邮箱号...

All members >

Group ID @TGS#1305G1A0Q

Group Name Test Group

Group Notice hi testing

EXIT GROUP

21:31 ...1.3KB/s

Group member(32)

tuya liugu @Tuya Group owner

章修

赵

Tuya

园

园

21:30 ...72.4KB/s

Personal information

tuya liugu @Tuya

Responsibilities IOT test

SEND MESSAGE

The owner and tuya employees are signed;
Click the profile / upper right symbol to see the other person's personal business card
Change group name;
Group members can modify the group name, modify group announcements, and quit the group;



Group chat - Share group QR code



20:42 ...1.2MB/s

Group member(3)

liugulOT tuya liugu 6121458539

Group ID @TGS#1304NKCGW

Group Name test group >

Group Notice test test test test test test test test test test test test >

Group QR Code >

Delete and exit

Click "Group QR Code" to view and share the group QR code

Group QR Code

test group

Please use the Tuya Developer App to scan the QR code to join the group
The QR code is valid for 24 hours

Forward to Save into the album

Save the QR code to mobile album, share the QR code to WeChat

Group QR Code

test group

Please use the Tuya Developer App to scan the QR code to join the group
The QR code is valid for 24 hours

WeChat

cancel

QR code can be shared with WeChat

20:44 ...0.4KB/s

10:05

12:19

12" 5"

20:42

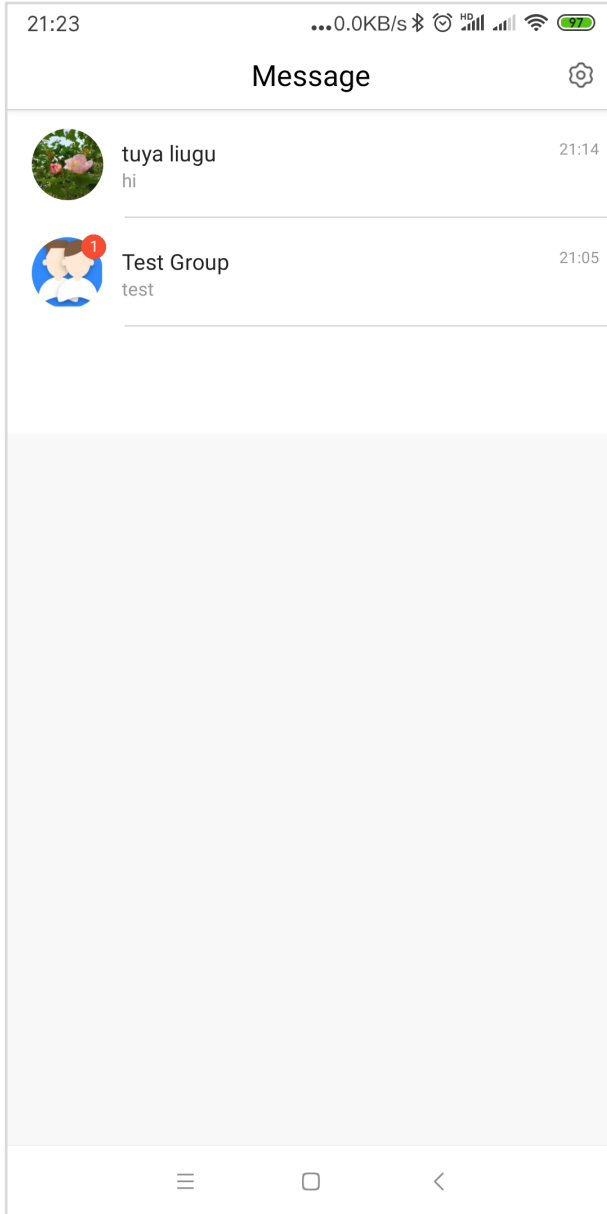

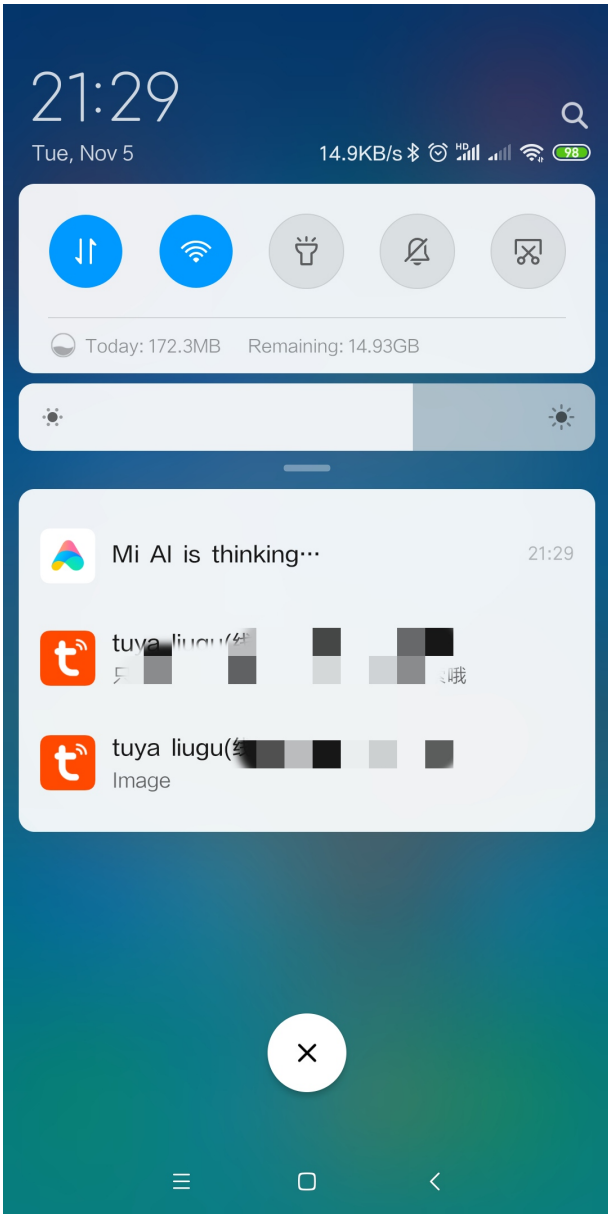
test group

Please use the Tuya Developer App to scan the QR code to join the group
The QR code is valid for 24 hours

Tuya Developer

Others can enter the group directly by scanning the code with the Tuya Developer APP; scan the QR code with other apps, or identify the QR code in WeChat and log in / register directly to join the

tuya[®] Message notification



Message notification:

When you receive a new message, there will be a message pop-up window on the left:

- ① Push notification on mobile phone;
- ② APP corner of each group shows the number of unread message;
- ③ You can see the whole unread message in message list

(Temporarily supports Apple, Xiaomi, Huawei)

Note:

If you do not receive the left pop-up window, please check the notification setting for Tuya developer app on your phone.



Thanks!