



Organization Verification

Version: 20240613

Contents

| | | |
|----------|---------------------------------------|----------|
| 1 | Account benefits | 2 |
| 2 | Select account type | 3 |
| 3 | Pass organization verification | 4 |
| 4 | FAQs | 6 |

After you register a Tuya developer account, you can select the **organization** account type and finish organization verification. Currently, the Tuya Developer Platform supports two types of organization verification: **automatic verification of business banking accounts** and **manual review of verification information**.

1 Account benefits

Organization verification must be passed before your developer account can be regarded as an organization account. A verified organization account is entitled to the following benefits:

- Trade online as an organization: Place orders, make payments, sign contracts, and get invoices online on the [Platform](#).
- In-depth business cooperation: Share flexible business models as well as discounts.
- Dedicated customer services: Troubleshoot your issues with efficient and professional technical support.
- Promoted account level: Upgrade a Basic account to the Premium account after it passes the organization verification. After joining the organization space, a team member can share the benefits of a premium account.


For more information, see [Account Types](#).

2 Select account type

After you register and log in to the [platform](#), the system asks you to select an account type on the homepage. On the **Account Type Settings** page, select **Organization** to start the organization verification process.


Account Type Settings

The platform account is upgraded. Select the account type to address your development requirements.



Individual Developer

- Get started with IoT development.
- Suitable for individual developers.
- Purchase samples online and get an individual invoice.



Organization

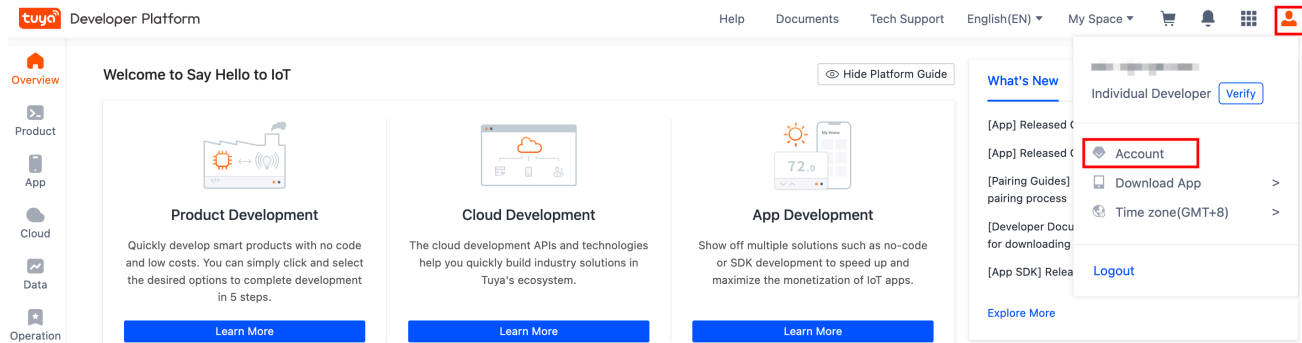
- Create smart products on the Tuya IoT Platform and purchase materials for mass production.
- Suitable for organizations.
- Place an order for samples and materials in batches.
- Make payment for business-to-business transactions and get business invoices.

[Set Now](#)

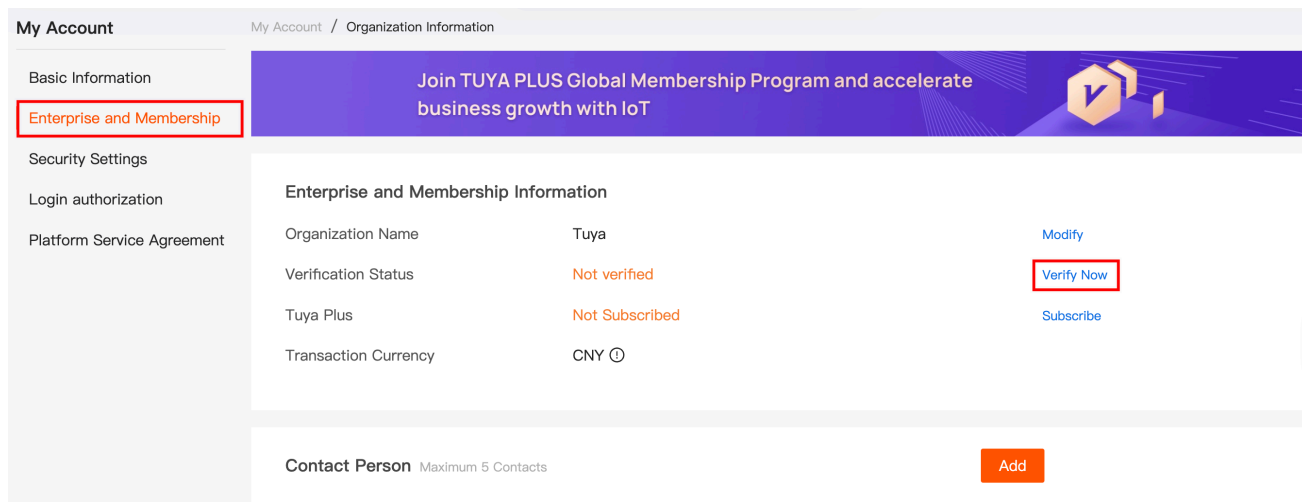
[Skip this step. You can continue the setting in User Center later.](#)

3 Pass organization verification

1. Log in to the [platform](#).
2. In the top right corner of the homepage, click the account icon and choose [Account](#).



3. In the left-side navigation pane, select **Enterprise and Membership**, and click **Verify Now** on the right of the **Verification Status** field.



4. After you enter the page [organization verification](#), you can see the verification process for your current country or region. Then, you can start your organization verification step by step.

If the country or region is incorrect, you can return to **My Account > Basic Information** and modify the country or region.

For more information about the organization verification process, see the documentation for the specific country or region.

- [Documentation on Automatic Verification of Business Banking Account](#)
- [Documentation on Manual Review of Verification Information](#)

4 FAQs

- [Why did my account fail to pass the organization verification?](#)
- [Can I unbind my contact information from my account or modify the organization information?](#)
- [My bank does not have a branch, how can I enter the information about the bank branch?](#)